

Floating Glass



Restroom ID Type A
8" x 9"



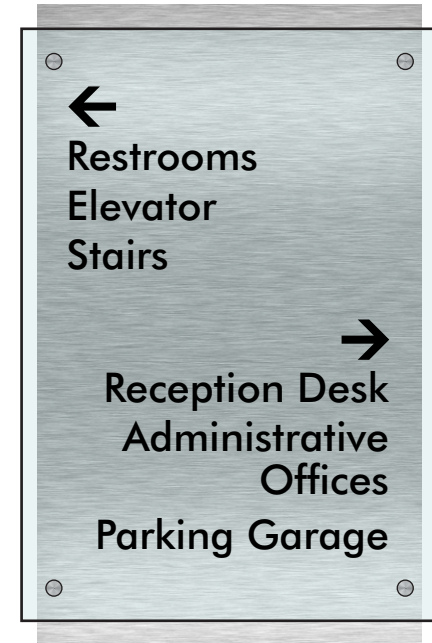
Restroom ID Type B
8" x 9"



Restroom ID Type C
8" x 9"



Stair ID Type D
8" x 9"



Small Directional Type J
12" x 20" Backer
13" x 18.50" Sign Face
With Applied (Updateable) Vinyl Copy




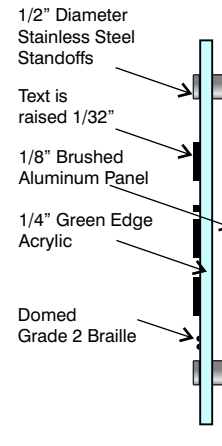
Room ID Type E
6" x 7"



Office ID Type F
8" x 9"



Office ID Type G
8" x 9" Accommodates
Paper Insert



Room ID Type H
8" x 7"

Approved By:

Design Created For: customADAsign.com

Drawing #: ADA Designs/Themes/Floating Glass.cdr

Revision: A

Date: 6/22/2018

Scale 12"=2"

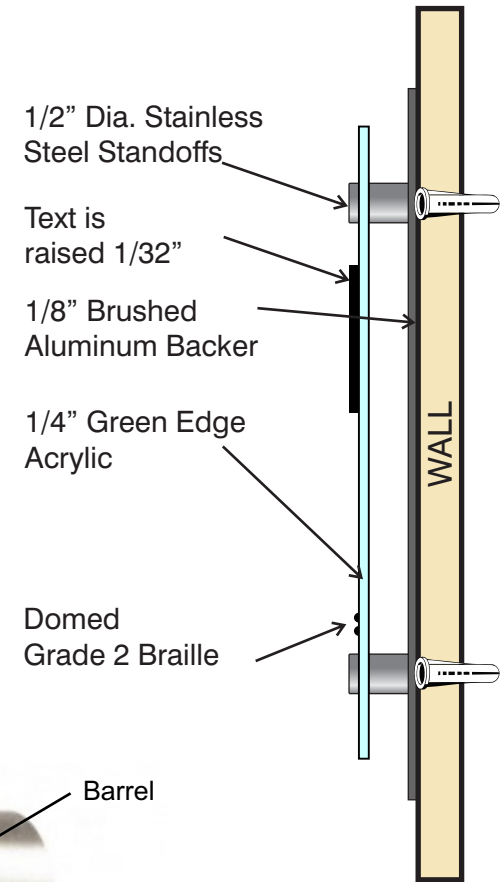
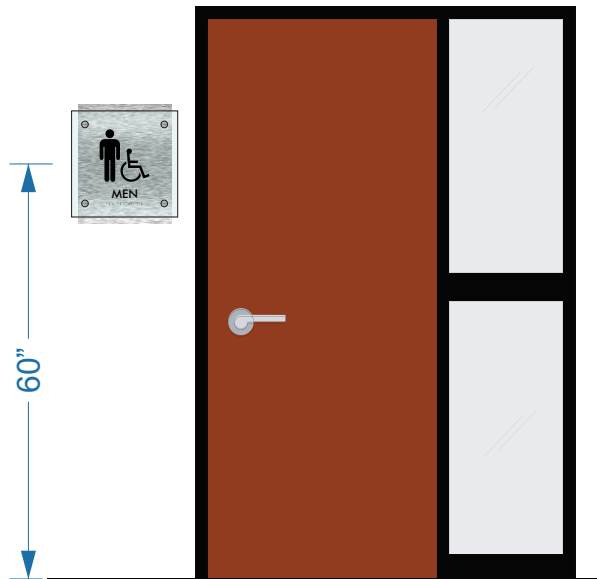
THIS IS AN ORIGINAL UNPUBLISHED DRAWING
CREATED FOR YOUR PERSONAL USE IN
CONNECTION WITH A PROJECT PLANNED FOR YOU
BY CORNERSTONE SIGN & DECAL. IT IS NOT TO BE
SHOWN OUTSIDE YOUR ORGANIZATION NOR USED,
REPRODUCED, COPIED OR EXHIBITED IN ANY
FASHION UNLESS AUTHORIZED IN WRITING BY
CORNERSTONE SIGN & DECAL.

customADAsign.com
Your Quality Sign Source

11900 Carrier Ct. Louisville Ky 40299 (888) 551-0560

Installation Instructions For Floating Glass Signs

- Step 1. For ADA compliance, the **center** of the sign needs to be 60" up from the floor, on the doorknob side of the door.
Place brushed silver sign backer squarely on the wall and mark the 4 holes.
Note: The silver backer is taller than it is wide.
- Step 2. Drill 4 holes with a drill bit just slightly smaller than the plastic anchor.
Place the plastic anchors into the wall.
- Step 3. Place the screw inside the stainless steel "barrel" so it sticks out of the hole. Place "barrel" up against the brushed aluminum sign backer so the screw goes thru one of the 4 holes in the backer.
Screw the barrel to the wall with the backer up against the wall.
Repeat with the remaining 3 barrels.
- Step 4. Place the "glass" sign up against the 4 barrels and insert the stainless steel cap stud thru the glass into the barrel.
Plastic washers can go between both sides of the glass sign.



Approved By:

Design Created For: customADAsign.com

Drawing #: ADA Designs/Themes/Floating Glass.cdr

Revision: A

Date: 6/22/2018

Scale 12" = 2"

THIS IS AN ORIGINAL UNPUBLISHED DRAWING
CREATED FOR YOUR PERSONAL USE IN
CONNECTION WITH A PROJECT PLANNED FOR YOU
BY CORNERSTONE SIGN & DECAL. IT IS NOT TO BE
SHOWN OUTSIDE YOUR ORGANIZATION NOR USED,
REPRODUCED, COPIED OR EXHIBITED IN ANY
FASHION UNLESS AUTHORIZED IN WRITING BY
CORNERSTONE SIGN & DECAL.

customADAsign.com
Your Quality Sign Source

11900 Carrier Ct. Louisville Ky 40299 (888) 551-0560